R7

Edge-Lite Frame Series

16:9 /16:10 Ultimate Immersion, Elevated Visual Enjoyment

GUANGZHOU GRANDVIEW CREATIVE TECHNOLOGY CO., LTD

A: No.1 Building of No.43 South International Trade Avenue, Hualong Town,Panyu District, Guangzhou China.

T: 86-20-84899499 F: 86-20-84805299

W: www.grandviewscreen.com

Grandview Website

Design Concept

As the flagship upgrade of the Edge Series, the Grandview R7 Fixed Frame Screen delivers a refined balance of aesthetics and performance. Continuing the series' signature 12 mm / 15 mm ultra-slim bezel design, R7 maximizes screen presence and immersion while maintaining a clean, elegant profile. A premium metal frame comes standard, with precise detailing that reflects high-quality craftsmanship.

Installation is a defining highlight of the R7. Its patented embedded snap-fit mounting system, combined with a linear tensioning structure, simplifies the traditional fixed-frame installation process. With a dedicated installation tool, setup is fast and efficient, while long-term surface flatness is maintained with ease.

Compared to conventional screens of the same size, the R7 achieves a 45% reduction in package length, 30% reduction in volume, and 30% reduction in weight, effectively addressing the challenges of transporting and handling large-format screens. From refined aesthetics and simplified installation to improved logistics efficiency, the Grandview Edge Series R7 Fixed Frame Screen is engineered for a superior viewing experience in every detail.

Key Features

Dual Bezel Options

Choose a 12 mm ultra-slim bezel to maximize display area, or a 15 mm bezel for a more substantial visual presence, ideal for large-format installations.

Premium Metal Frame

High-strength metal construction offers excellent durability and resistance to impact and scratches, ensuring long-term structural stability and a refined appearance.



Linear Tensioning System

Evenly distributed tension across the screen surface ensures a consistently flat, wrinkle-free image while significantly reducing installation time and effort.



Compact and Convenient Packaging

The segmented frame design reduces overall packaging length and volume by nearly 40% compared to other screens of the same size, making it easy to fit in elevators and simplifying transportation for customers.

Product Specifications

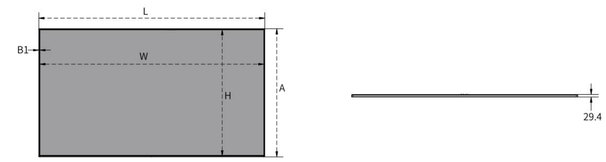

Front View

Top View

Unit of measurement：mm

Aspect Ratio	Diagonal Measurement	Viewing Area（W×H）mm		Total Height（A）mm		Total Length（L）mm	
		12mm	15mm	12mm	15mm	12mm	15mm
16:9	92"	2043×1152	2037×1146	1176	1176	2067	2067
	100"	2220×1251	2214×1245	1275	1275	2244	2244
	106"	2353×1326	2347×1320	1350	1350	2377	2377
	120"	2663×1500	2657×1494	1524	1524	2687	2687
	133"	2950×1662	2944×1656	1686	1686	2974	2974
	150"	3327×1874	3321×1868	1898	1898	3351	3351
16:10	80"	1729×1083	1723×1077	1107	1107	1753	1753
	92"	1988×1245	1982×1239	1269	1269	2012	2012
	100"	2160×1352	2154×1346	1376	1376	2184	2184
	106"	2289×1433	2283×1427	1457	1457	2313	2313
	110"	2375×1487	2369×1481	1511	1511	2399	2399
	150"	3237×2025	3231×2019	2049	2049	3261	3261

Compatible Screen Fabrics

WW5
Standard Throw PS White

UHD130
Standard Throw PS White

AW6
Standard Throw Acoustically Transparent White

DY1C
Fresnel Standard Throw ALR

DY1D
Fresnel UST ALR

DY3
Black Grid UST ALR

DY4
Standard Throw ALR

DY7
Standard Throw ALR

DY8
Standard Throw ALR