

Model C/D

Skyshow Series Motorized Screen

Max 300" Projection Screen Solution For High Ceiling Space Case

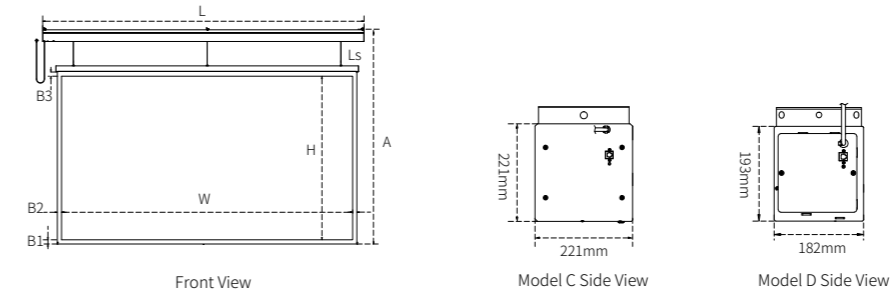


Design Philosophy

Designed specifically for large venues with high ceilings, the Skyshow C/D Series Motorized Screen features a single-motor integrated drive system combined with three steel suspension cables and synchronized cable reels, forming a robust and secure structure for elevated installations. Its patented lifting design offers up to a 5-meter extended travel range, making it ideal for banquet halls, theaters, exhibition centers, and other ultra-high spaces. The industrial-grade electromagnetic braking gear motor delivers smooth, quiet operation with minimal heat buildup, ensuring long-term reliability. It provides a powerful balance of safety, visual impact, and operational efficiency for demanding high-ceiling projection projects.



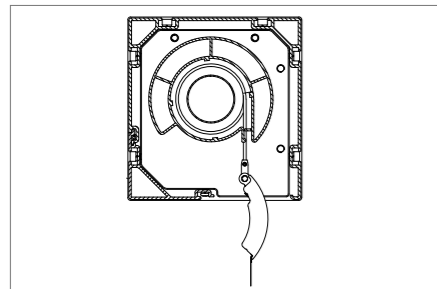
Product Specifications



Unit of measurement: mm

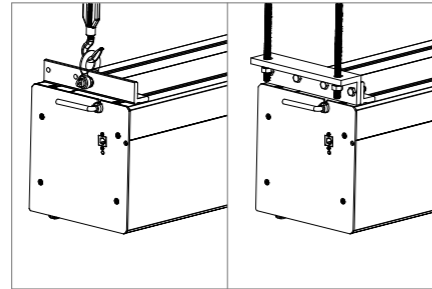
Aspect Ratio	Diagonal Measurement	Viewing Area (W×H) mm	Black Drop (B3) mm	Lower Border (B2) mm	Left/Right (B1) mm	Product Height (A) mm	Product Length (L) mm	Model C/D	Wire Total Extending Height (Ls) mm
4:3	180"	3658×2743	80	85	70	8219	4171	D	5000
	200"	4064×3048	80	85	70	8524	4577	D	5000
	300"	6000×4500	80	85	80	10030	6577	C	5000
16:9	150"	3321×1868	80	85	70	7344	3834	D	5000
	180"	3985×2241	80	85	70	7717	4498	D	5000
	200"	4428×2491	80	85	70	7967	4941	D	5000
	220"	4870×2740	80	85	80	8270	5447	C	5000
	250"	5535×3133	80	85	80	8643	6112	C	5000
16:10	300"	6600×3712	80	85	80	9242	7177	C	5000
	150"	3231×2019	80	85	70	7495	3744	D	5000
	180"	3877×2423	80	85	70	7899	4390	D	5000
	200"	4308×2692	80	85	70	8168	4821	D	5000
	220"	4739×2962	80	85	80	8492	5316	C	5000
	250"	5385×3365	80	85	80	8895	5962	C	5000
	300"	6462×4039	80	85	80	9569	7030	C	5000

Core Advantages



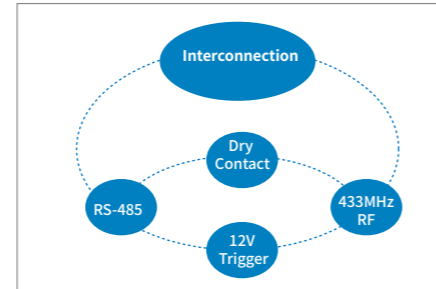
Two-In-One Power Structure

Integrated single motor power system drives both the winch and the screen lifting.



Versatile Installation

Suspended, or ceiling-mounted options allow easy adaptation to various site conditions.



Flexible Control Options

Supports wireless remote control, RS485, and dry contact interfaces for centralized and remote system control.



Long Service Life

Industrial electromagnetic braking motor supports repeated operation without overheating, ensuring durability and long-term stability.



High Safety Margin

Three steel cables provide evenly distributed three-point lifting, ensuring synchronized and stable screen movement with enhanced safety.



Patented Top Bar Adjustment Mechanism

Eliminates "V" shaped wrinkles by addressing mid-screen sag in larger, heavier screens.

Compatible Screen Fabrics

WM5
Fiberglass Matte White Fabric

WM9
Fiberglass Matte White Fabric